

*Buffalo Strong*



# ANNUAL REPORT 2021

## Buffalo Fire Department

212 Central Ave  
Buffalo, Mn 55313

763-682-5550  
[www.ci.buffalo.mn.us/fire/](http://www.ci.buffalo.mn.us/fire/)



# TABLE OF CONTENTS

Fire Chief Report _____	3
Department Organization _____	4
Service Area _____	5
Calls for Service _____	6
Training _____	11
New Fire Station _____	14
Budget _____	17
Firefighters _____	18

# ANNUAL FIRE REPORT

By Fire Chief John Harnois

The firefighters have been busy the last year and have adapted well to all the challenges that came with Covid-19. We have a great group of firefighters that work hard and work well as a group. I often stand in amazement while observing how well they work together and how well they perform their duties. Our community should feel confident that they are well trained and dedicated.

Last year the firefighters put in over 2100 hours of training. This included fire ground operations, hazmat operations, pumper training, leadership training, medical training, rural water shuttle training, aerial operations, structural fire training, water rescue, grain bin rescue, incident management and more. These hours do not include the hours spent doing fire education with the public or donating their time at public events.

We currently have 32 active members and plan on filling the 3 open positions in the next couple of months. We are currently taking applications for the open positions. People can pick up applications at the city desk or download it from the city website. They can contact me by email if they have any questions.

The fire department continues to have a good working relationship with the other departments in the city. The other departments are always willing to lend a hand and often do. Bolton and Menk has done a nice job of keeping the fire department updated on all the new projects and Metro West Inspections has done a nice job as well. The fire department could not do its job without the support of the city staff, citizens of Buffalo, Mayor, Councilmembers and City Administrator.

Thanks to Chief Budke, the fire and police departments are training together more. The fire and police have had several active shooter training sessions in the last couple of years. We are planning to continue these and much more. It is a pleasure to watch our firefighters and police work together at medicals and car crashes. I do not think everyone fully understands how much good these people do on a regular basis.

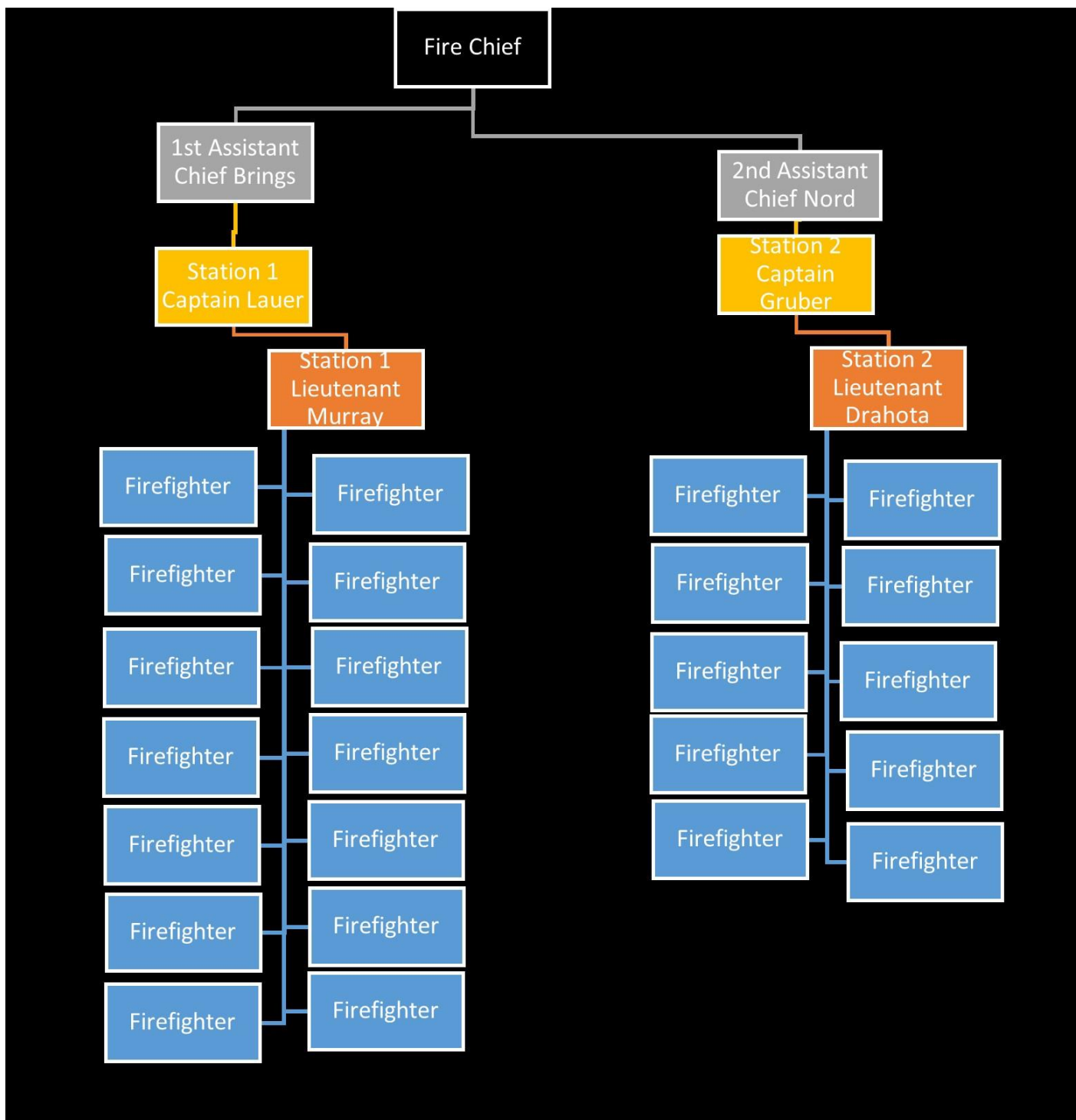
The firefighters are excited to see the new fire station get underway. The new station is expected to be completed in August 2021. Our plan is to hold our annual open house during fire prevention week in October at the new location.

All the fire calls from 2020 are included in this report. One area of concern is gas leaks. Gas leaks were down from 2019 but it is still an area that we need to address.

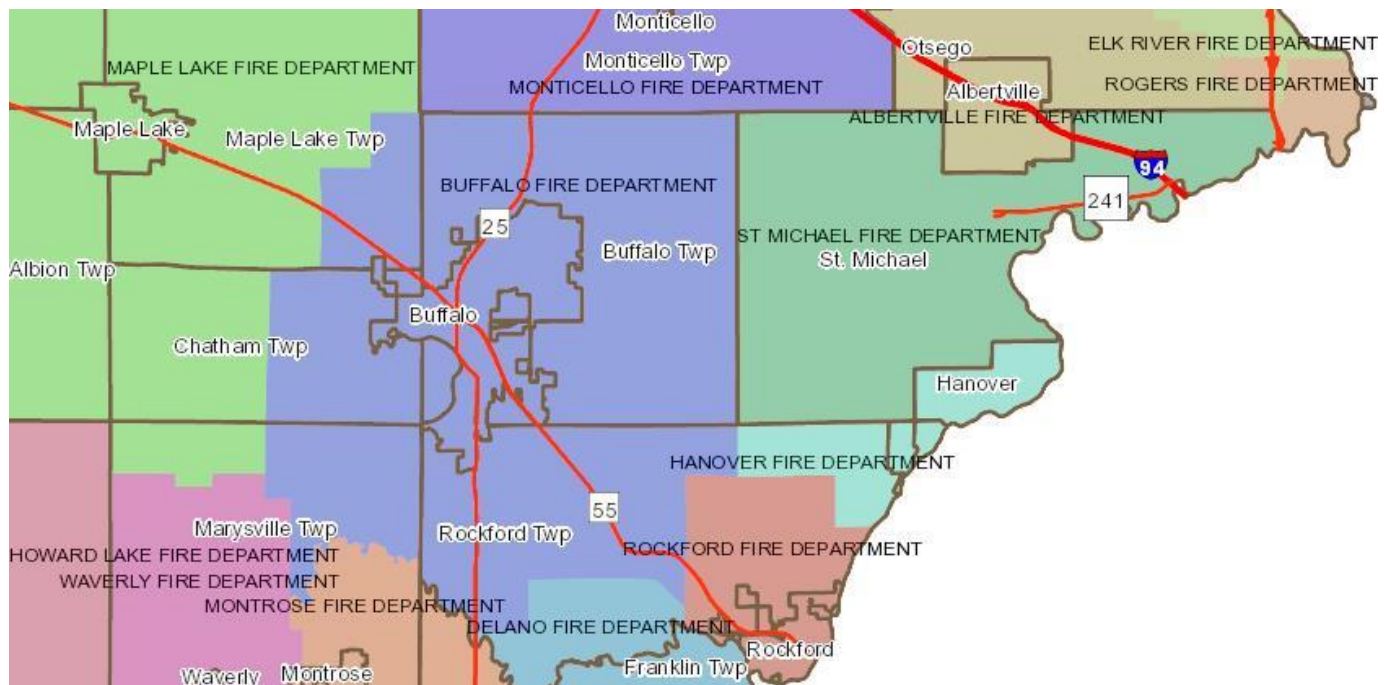
In closing, thanks for the support, letters, cards, and encouragement throughout the year. I appreciate it and I know the firefighters do as well.

John Harnois  
Buffalo Fire Chief

## 2020 Department Organization



## BUFFALO FIRE DEPARTMENT SERVICE AREA



The Buffalo Fire Department serves 72 square miles and approximately 22,000 People.

The areas served includes all or part of the following.

- The City of Buffalo
- Buffalo Township
- Chatham Township
- Maple Lake Township
- Marysville Township
- Rockford Township

# CALLS FOR SERVICE 2020

Incident Type	Total Incidents	Total Incidents % of Incidents
<b>Incident Type Category: 1 - Fire</b>		
111 - Building fire	14	5.6%
112 - Fires in structure other than in a building	1	0.4%
113 - Cooking fire, confined to container	2	0.8%
114 - Chimney or flue fire, confined to chimney or flue	1	0.4%
131 - Passenger vehicle fire	8	3.2%
137 - Camper or recreational vehicle (RV) fire	1	0.4%
142 - Brush or brush-and-grass mixture fire	2	0.8%
143 - Grass fire	5	2.0%
151 - Outside rubbish, trash or waste fire	4	1.6%
161 - Outside storage fire	1	0.4%
	<b>Total: 39</b>	<b>Total: 15.5%</b>
<b>Incident Type Category: 2 - Overpressure Rupture, Explosion, Overheat (No Fire)</b>		
220 - Overpressure rupture from air or gas, other	1	0.4%
251 - Excessive heat, scorch burns with no ignition	1	0.4%
	<b>Total: 2</b>	<b>Total: 0.8%</b>
<b>Incident Type Category: 3 - Rescue &amp; Emergency Medical Service Incident</b>		
311 - Medical assist, assist EMS crew	16	6.4%
320 - Emergency medical service, other	1	0.4%
322 - Motor vehicle accident with injuries	22	8.8%

Incident Type	Total Incidents	Total Incidents % of Incidents
324 - Motor vehicle accident with no injuries.	12	4.8%
350 - Extrication, rescue, other	1	0.4%
361 - Swimming/recreational water areas rescue	1	0.4%
	<b>Total: 53</b>	<b>Total: 21.1%</b>
<b>Incident Type Category: 4 - Hazardous Condition (No Fire)</b>		
411 - Gasoline or other flammable liquid spill	1	0.4%
412 - Gas leak (natural gas or LPG)	24	9.6%
424 - Carbon monoxide incident	2	0.8%
440 - Electrical wiring/equipment problem, other	3	1.2%
444 - Power line down	4	1.6%
445 - Arcing, shorted electrical equipment	8	3.2%
	<b>Total: 42</b>	<b>Total: 16.7%</b>
<b>Incident Type Category: 5 - Service Call</b>		
551 - Assist police or other governmental agency	3	1.2%
554 - Assist invalid	1	0.4%
561 - Unauthorized burning	6	2.4%
571 - Cover assignment, standby	3	1.2%
	<b>Total: 13</b>	<b>Total: 5.2%</b>
<b>Incident Type Category: 6 - Good Intent Call</b>		
611 - Dispatched and cancelled en route	1	0.4%
622 - No incident found on arrival at dispatch address	1	0.4%

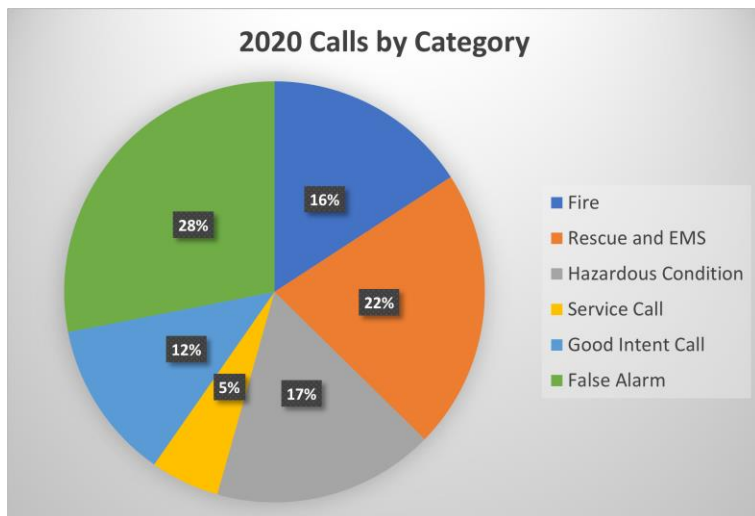
Incident Type	Total Incidents	Total Incidents % of Incidents
631 - Authorized controlled burning	12	4.8%
651 - Smoke scare, odor of smoke	12	4.8%
652 - Steam, vapor, fog or dust thought to be smoke	3	1.2%
671 - HazMat release investigation w/no HazMat	1	0.4%
	<b>Total: 30</b>	<b>Total: 12.0%</b>
<b>Incident Type Category: 7 - False Alarm &amp; False Call</b>		
735 - Alarm system sounded due to malfunction	12	4.8%
736 - CO detector activation due to malfunction	4	1.6%
745 - Alarm system activation, no fire - unintentional	46	18.3%
746 - Carbon monoxide detector activation, no CO	7	2.8%
	<b>Total: 69</b>	<b>Total: 27.5%</b>
<b>Incident Type Category: 8 - Severe Weather &amp; Natural Disaster</b>		
815 - Severe weather or natural disaster standby	3	1.2%
	<b>Total: 3</b>	<b>Total: 1.2%</b>
	<b>Total: 251</b>	<b>Total: 100.</b>

***“Fire alarms are still the #1 reason for calls for service.”***

Note: fire alarms were down by 10 percent from 2019

The false alarm calls consist of both residential and commercial alarms. This includes alarms caused by low batteries, faulty detectors, cooking, pull stations and human error.

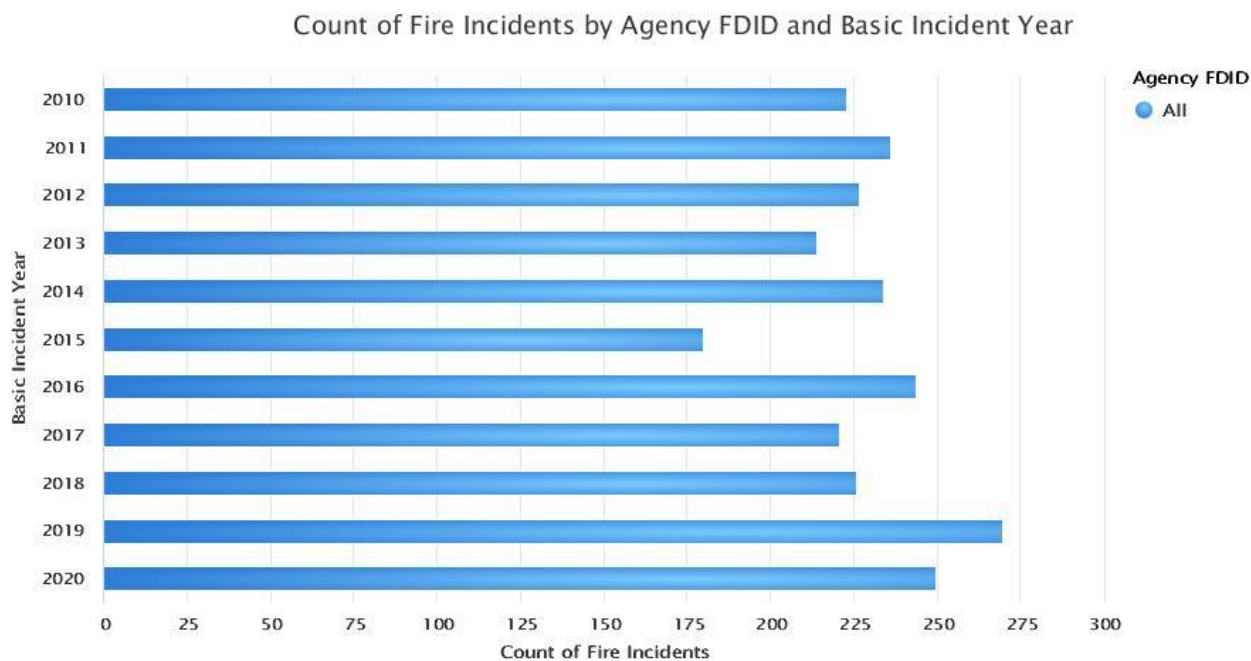




### 2020 vs 2019

	2020	2019
Fire	15.5	10
Rescue and EMS	21.1	25.6
Hazardous Condition	16.7	17.4
Service Call	5.2	3
Good Intent Call	12	5.6
False Alarm	27.5	36.7

Fire and good intent calls were up in 2020. This was an expected result with more people working from home in 2020.

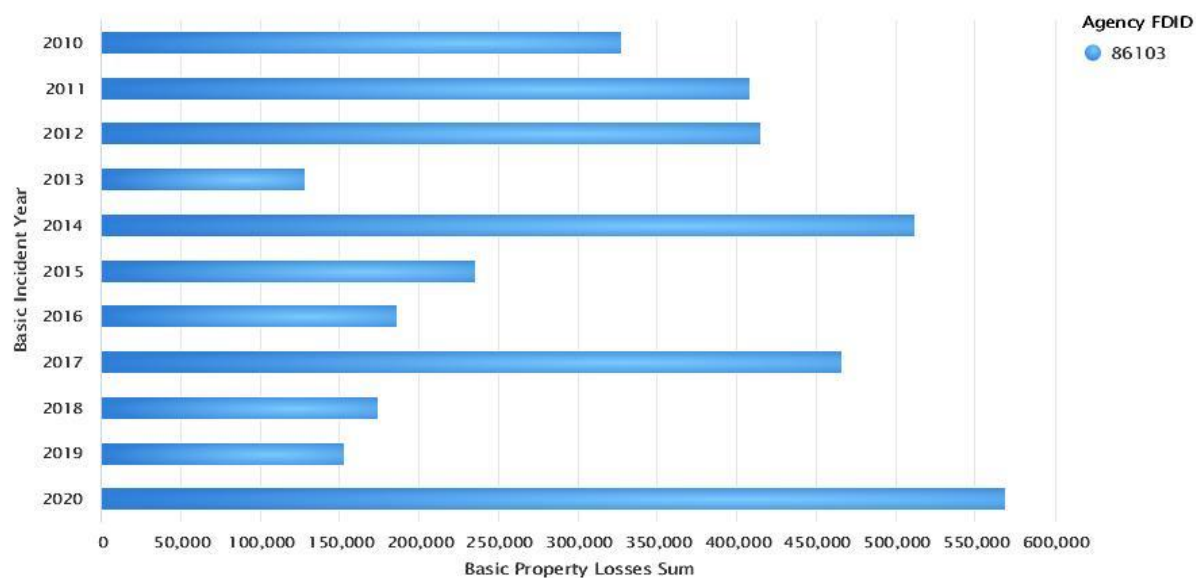


Date Generated: February 22, 2021 7:32:10 PM

ImageTrend.com

The total number of calls in 2020 stayed about average.

Basic Property Losses Sum by Agency FDID and Basic Incident Year



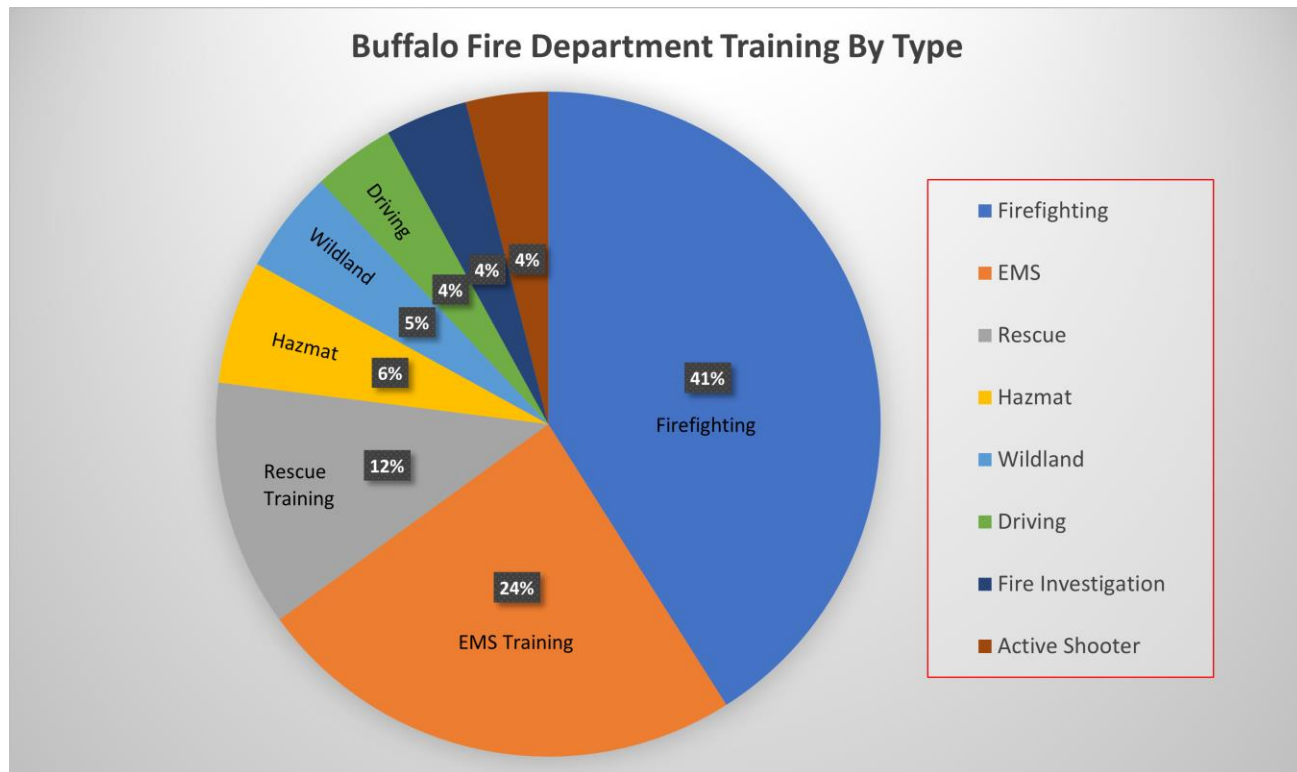
In 2020, we saw an increase in property loss. The average loss per fire was \$14,500.00.



Buffalo Fire averaged 17 firefighters per call in 2020

# Training

All the Buffalo firefighters are FF2 certified, Emergency First Responder certified and trained in Hazmat operations. Firefighters put in approximately 2100 hours of training in 2020. Covid-19 presented a few challenges, but the fire department was able to adjust and keep up with all the training requirements.



## New for 2020

The fire department started to use Target Solutions for online web-based firefighter training. This was provided free to Minnesota fire departments through the Minnesota Board of Firefighter Training and Education. We were able to use this to provide training during restrictions due to Covid-19.

## Training cont.



BFD received new grain bin rescue equipment in 2020. The new equipment will aid in the rescue of victims trapped in grain bins.

The new equipment and training were provided free of charge by Hopkins Seed and Corteva Crop Production.



Firefighters from Annandale, Cokato, Delano, Hanover, Rockford, Monticello, and Waverly participated in this training.



## Live Burn Training



The fire department had the opportunity to do live burn training in 2020. This is some of the best training that is available to firefighters. We not only get to extinguish actual fires, but we get to train on all other areas of firefighting as well.

- Pumper operations
- Incident command
- Accountability
- Tender Operations
- Rural Water Supply
- Rapid Intervention
- Crew Rotations
- Radio Operations
- Scene Safety

This training is paid for by the property owner. Having the house used for training is a big cost savings for the property owner.

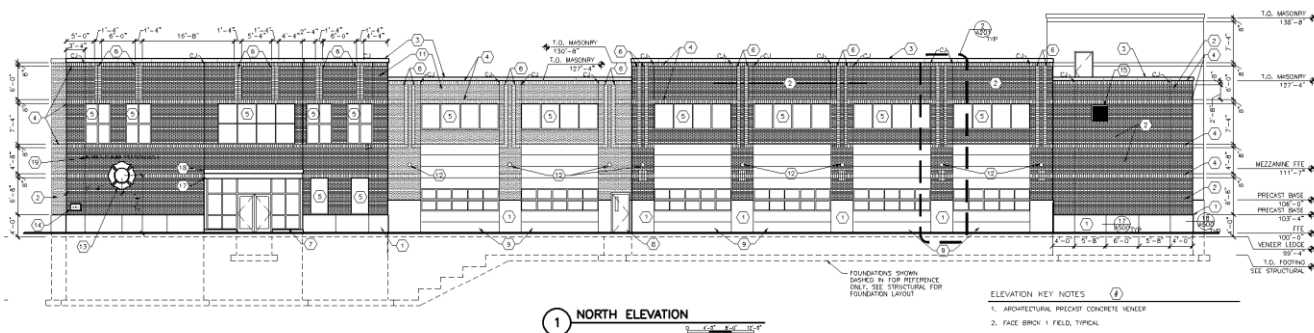


# New Fire Station

In 2020 the construction of the new downtown fire station began.

The new station is scheduled to be completed in August of 2021.


We plan on holding our annual open house in the new fire station on October 9<sup>th</sup>.



## 2021 Fire Station Schedule

12	Structural Steel Framing 1st Floor	5 days	Tue 12/8/20	Mon 12/14/20	6	Distinctive Iron
13	CMU 1st Floor	60 days	Tue 12/8/20	Wed 3/3/21	9FS-8 days	Sjoberg
14	Precast Hollow Core 2nd Floor	3 days	Thu 1/7/21	Mon 1/11/21	13FS-40 days	Zachman
15	CMU 2nd Floor	25 days	Tue 1/12/21	Mon 2/15/21	14	Sjoberg
16	Structural Steel Framing Roof	10 days	Tue 2/2/21	Mon 2/15/21	15FS-10 days	Distinctive Iron
17	Steel Joist and Decking	10 days	Tue 2/16/21	Mon 3/1/21	16	Distinctive Iron
18	Roofing	10 days	Tue 3/2/21	Mon 3/15/21	17	Bristlin
19	Topping Slabs 1st Floor	5 days	Tue 3/16/21	Mon 3/22/21	18	Voss
20	Topping Slabs 2nd Floor	7 days	Tue 3/23/21	Wed 3/31/21	19	Voss
21	Plumbing Underground	25 days	Tue 12/8/20	Wed 1/13/21	6	Trace
22	Rough in Electrical	97 days	Tue 12/8/20	Fri 4/23/21	6	Liberty
23	Slab On Grade	8 days	Thu 4/1/21	Mon 4/12/21	20	Voss
24	Overhead Doors	7 days	Fri 4/9/21	Mon 4/19/21	23FS-2 days	North county
25	Steel Stairs	11 days	Tue 4/13/21	Tue 4/27/21	23	Distinctive Iron
26	HM Door Frames	1 day	Thu 3/4/21	Thu 3/4/21	13	Kendell
27	Steel Stud Framing	15 days	Tue 3/23/21	Mon 4/12/21	19	Pietsh construction
28	Duct Work	35 days	Tue 3/2/21	Mon 4/19/21	17	Trace
29	Roof Top units and connections	5 days	Tue 3/16/21	Mon 3/22/21	18	Trace
30	Sprinkler Piping	15 days	Tue 4/20/21	Mon 5/10/21	28	BZ
31	Air Barriers	10 days	Tue 2/16/21	Mon 3/1/21	15	Henkemeyer
32	Brick Veneer and Arch Precast	50 days	Tue 3/2/21	Mon 5/10/21	31	Sjoberg
33	Storefronts and Entrances	15 days	Wed 4/21/21	Tue 5/11/21	32FS-14 days	Heartland
34	Gypsum board	15 days	Wed 4/28/21	Tue 5/18/21	33FS-10 days	Pietsh construction
35	Devices and Connections	35 days	Thu 4/29/21	Thu 6/17/21	34FS-14 days	Liberty
36	Painting	35 days	Wed 5/12/21	Wed 6/30/21	34FS-5 days	All State
37	Epoxy Flooring	5 days	Wed 4/28/21	Tue 5/4/21	33FS-10 days	Swede Bros
38	Tile	13 days	Wed 5/12/21	Fri 5/28/21	34FS-5 days	Superset
39	Low Voltage and Data	30 days	Fri 6/11/21	Fri 7/23/21	35FS-5 days	Liberty
40	ACT Grid	8 days	Thu 6/10/21	Mon 6/21/21	36FS-15 days	MDI
41	Fixtures	20 days	Thu 6/17/21	Thu 7/15/21	40FS-3 days	Trace
42	Fire Alarm	15 days	Thu 6/17/21	Thu 7/8/21	40FS-3 days	Liberty
43	Carpet and Resilient Flooring	7 days	Wed 7/14/21	Thu 7/22/21	41FS-2 days	Superset
44	Elevator	10 days	Tue 7/6/21	Mon 7/19/21	41FS-8 days	Schindler
45	ACT Pads	5 days	Fri 7/9/21	Thu 7/15/21	42	MDI
46	Casework	5 days	Tue 7/20/21	Mon 7/26/21	43FS-3 days	Interior Components
47	Doors and Hardware	12 days	Wed 7/14/21	Thu 7/29/21	43FS-7 days	WGCC
48	Toilet Partitions	2 days	Tue 6/1/21	Wed 6/2/21	38	WGCC
49	Lockers	3 days	Wed 5/5/21	Fri 5/7/21	37	WGCC
50	Toilet and Bath Accessories	3 days	Thu 6/3/21	Mon 6/7/21	48	WGCC
51	Signage	6 days	Thu 7/22/21	Thu 7/29/21	46FS-3 days	Indigo
52	Equipment Startup	4 days	Fri 7/9/21	Wed 7/14/21	42	Trace
53	Site Grading	5 days	Tue 5/11/21	Mon 5/17/21	32	Veit
54	Retaining Wall	7 days	Tue 5/18/21	Wed 5/26/21	53	TBD
55	Curb and Gutter	3 days	Tue 5/18/21	Thu 5/20/21	53	Voss
56	Concrete Paving	5 days	Fri 5/21/21	Thu 5/27/21	55	Voss
57	Asphalt Paving	2 days	Fri 5/28/21	Tue 6/1/21	56	MN Hot Mix
58	Sidewalks	5 days	Wed 6/2/21	Tue 6/8/21	57	Voss
59	Landscape and Irrigation	10 days	Wed 6/9/21	Tue 6/22/21	58	TBD
60	Final Clean	5 days	Thu 7/15/21	Wed 7/21/21	52	WGCC
61	Test And Balance	10 days	Fri 7/16/21	Thu 7/29/21	60FS-4 days	Trace
62	Substantial Completion	1 day	Fri 7/30/21	Fri 7/30/21	61	WGCC





#### What are some of the benefits of the new station?

- Improved Meeting space
- Facilities for proper cancer mitigation
- Space to house the ladder truck
- Room for equipment storage
- Office space
- Proper restrooms and shower facilities
- Facilities for future needs
- Proper gear cleaning and storage areas
- Health and fitness area



The fire Department Received a Grant from the Minnesota State Fire Marshals office for gear cleaning and drying equipment. This will be used in the new fire station.



# Budget 2021

## Budget Summary:

Expenditures	2019 Actual	2020 Adopted	2020 Estimate	2021 Budget	% Change
Other Service & Charges	443,825	425,775	432,494	479,572	12.6%
<b>Total</b>	<b>\$443,825</b>	<b>\$425,775</b>	<b>\$432,494</b>	<b>\$479,572</b>	<b>12.6%</b>

## Budget Detail:

	2019 Actual	2020 Adopted	2020 Estimate	2021 Budget
42140-3100 FIRE PROTECTION EXPENSE	443,825	425,775	432,494	479,572
TOTAL OTHER SERVICES & CHARGES	443,825	425,775	432,494	479,572
<b>TOTAL FIRE PROTECTION</b>	<b>443,825</b>	<b>425,775</b>	<b>432,494</b>	<b>479,572</b>

## Budget Commentary:

- ❖ A 3% increase in fire charges is planned for 2021 with the City's share increasing by 12%. The remaining amount is charged out to the other four townships serviced by the Buffalo Volunteer Fire Department. The allocation of charges is based on a 4 year history of market value and # of fire calls.

## Capital Improvement Plan

### FIRE

Item Description	2021	2022	2023	2024	2025	TOTAL
E22 - Pumper Updates	50,000					50,000
A2 Aerial - Updates		75,000				75,000
Trailer (Replace R11)			130,000			130,000
Grass 21 Pickup*					60,000	60,000
HVAC - Replace DX cooling coils & AC Units				12,000		12,000
HVAC - Replace CO/NO2 systems				13,000		13,000
						-
<b>TOTALS</b>	<b>50,000</b>	<b>75,000</b>	<b>130,000</b>	<b>25,000</b>	<b>60,000</b>	<b>340,000</b>

Funding Sources	2021	2022	2023	2024	2025	TOTAL
Fire Fund	50,000	75,000	130,000	25,000	60,000	340,000
						-
<b>TOTALS</b>	<b>50,000</b>	<b>75,000</b>	<b>130,000</b>	<b>25,000</b>	<b>60,000</b>	<b>340,000</b>

The department is supported by paid on-call volunteer firefighters. The City's share of the cost to provide fire protection is expensed in the General Fund and reported as revenue in the Fire Fund. The Fire department's operating revenues, expenditures and capital outlay are also accounted for in the Fire Fund, which is a special revenue fund.

# ADMINISTRATION




**Chief John Harnois**  
*Serving Since 1992*




**1st Asst. Chief Mike Brings**  
*Serving Since 1991*




**2nd Asst. Chief Brian Nord**  
Serving Since 1993



**Captain Mark Lauer**  
Serving Since 2001



**Captain Andy Gruber**  
Serving Since 2013



**Lieutenant Alex Murray**  
Serving Since 2009



**Lieutenant Brian Drahota**

*Serving Since 2012*

## **FIREFIGHTERS**



**Tim Speckel**

*Serving Since 1988*





**Mike Sande**  
*Serving Since 1996*



**Robert Dubois**  
*Serving Since 2000*



**Brian Phillips**  
*Serving Since 2002*



**Mike Haluska**  
*Serving Since 2007*



**Seth James**  
*Serving Since 2009*



**Kevin Brisk**  
*Serving Since 2011*



**Tom Larkin**  
*Serving Since 2011*



**Brian Pederson**  
*Serving Since 2011*



**Graham Danielson**  
*Serving Since 2012*





**Glenn Lawrence**  
Serving Since 2013



**Nic Dornbusch**  
*Serving Since 2014*



**Alex Hirman**  
*Serving Since 2014*



**Richard Johnson**  
*Serving Since 2016*



**Matt Collins**  
*Serving Since 2016*



**Steve Erickson**  
*Serving Since 2017*



**Kris Kramer**  
Serving Since 2017



**Josh Ruud**  
Serving Since 2017



**Curtis Biegert**  
Serving Since 2018



**Nick Johnson**  
*Serving Since 2018*



**Brandon Laho**  
*Serving Since 2018*



**Corey Brown**  
*Serving Since 2019*



**Ryan Anderley**  
Serving Since 2019



**Cale Langland**  
Serving Since 2019



**Jonah Mackey**  
Serving Since 2019

## *Retired 2021*



**Jerry Kranz**  
*Serving Since 1998*

Thank you for your service Jerry